



Biblioteka
Collegium Geographicum

Collegium Geographicum UAM Library


Terms of use




Library borrowing rules:

- maximum number of books - **90**
- loan period - **90 days**
- late fees - **0.30 PLN** per day for each overdue book
- books with the “**CZ**” stamp cannot be borrowed. They must be read in the reading room.

WHAT YOU NEED TO GET A LIBRARY ACCOUNT?

- electronic student ID card
 - 12 zł
 - knowledge of rules and regulations
- 
- click**

To find the book you are looking for,
you need to:

- check through the online catalog to see if the item is in our book collection,  **click**
- locate a book on a shelf using a shelf mark

You can search for a publication by entering the author or title. If you want to browse publications on a particular topic, use the subject keyword.

UAM Library Catalog





ADVANCED SEARCH

All items

that contain my query words

anywhere in the record

Books from our library are described as follows:

LOCATION ITEMS

Collegium Geographicum Library
Available Wolny dostęp / Magazyn
(3 copies, 2 available, 0 request)

 LOCATE



On loan until 03/03/2026 23:59:00 CET



Item in place



Item in place



The most important thing is the shelf mark. Write it down or take a screenshot.

Item in place

Additional call number: GAXII 3007

Note: Sygn. lokalna: x

Material Type: Book

Location: Collegium Geographicum Library Wolny

dostęp / Magazyn


Barcode: GA052583

Item Policy: Wypożyczane na zewnątrz



After writing down the shelf mark of the book of your choice, head to the library. If you have trouble finding a book, ask a librarian for help.

A shelf mark is an individual book number that identifies its location and position in the library's collection.



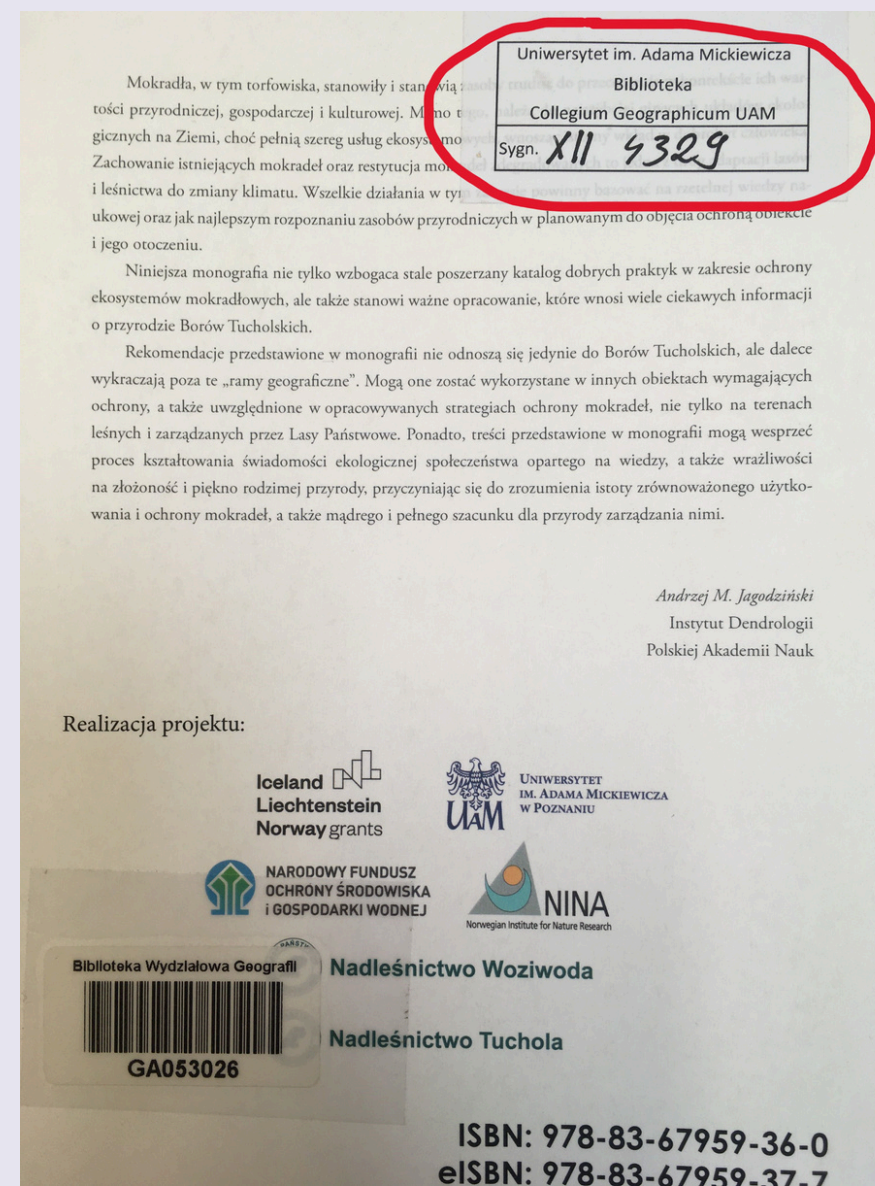
library section number



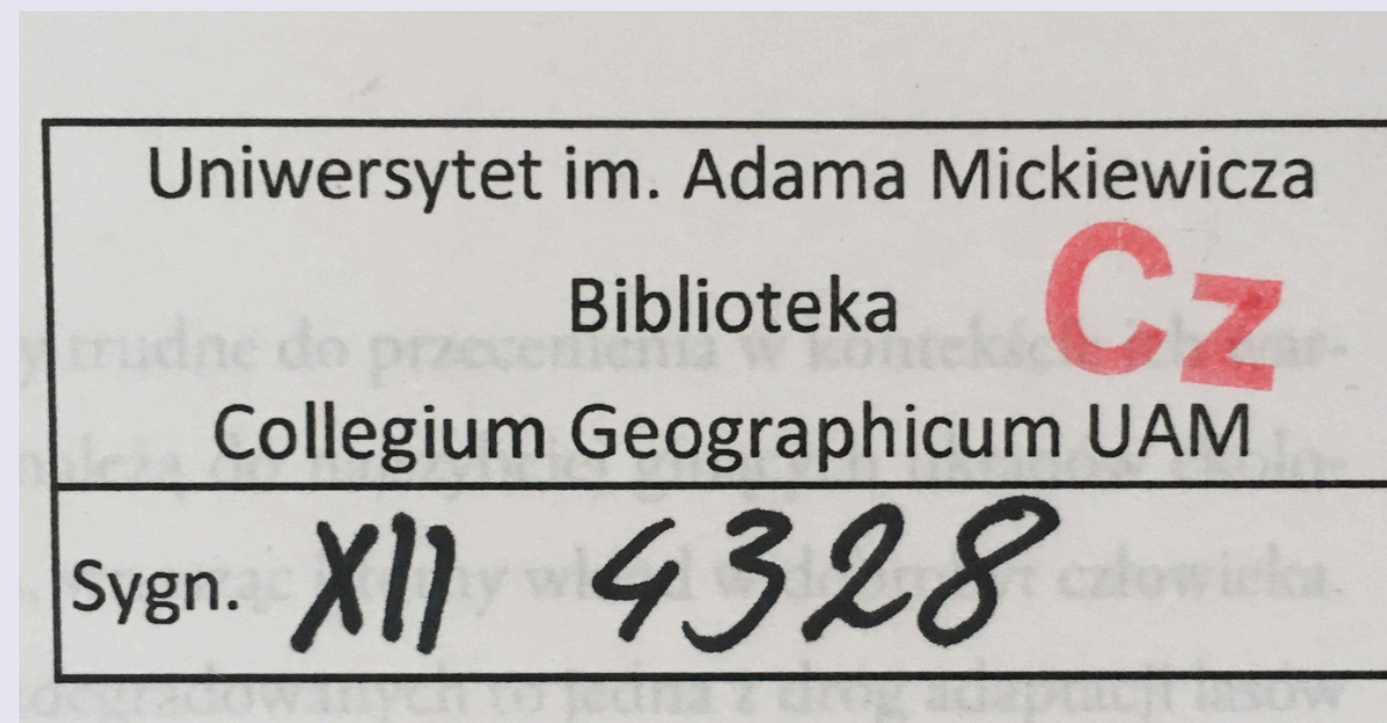
book number



The shelf mark is on the upper right corner of the back cover of the book.



All books and magazines with a shelf mark marked with a red sign “**Cz**” are intended for use only in the reading room - entered in the catalog as “Wypożyczane wyłącznie do czytelní”.



Using the written shelf mark, we find
the correct library section (e.g. XIII) and
then the specific book (e.g. 1230).

Library sections are divided thematically.

Departments dedicated to all students:

I - Bibliographies.

II - Encyclopedias. Informatics. Catalogs.

Conference materials. Dictionaries.

III - Methodology of teaching geography.

IV - Cartography. Topography. Astronomical geography.

V - Historical geography.

VI - Statistical sources.

VII - Statistics and mathematical cartography.

VIII - Auxiliary sciences.

XX - Europe.

XXI - Poland.

XXII - Commonwealth of Independent States

XXIII - Asia

XXIV - Africa

XXV - North and South America. XXVI - Australia and Oceania.

XXVII - Polar countries.

XXVIII - Prints.

XXIX Atlases.

XXX - Polish periodicals.

XXXI - Foreign periodicals.

XXXII - Special maps.

XXXIII - Tourist and sightseeing guides.

Departments dedicated mainly to
students of the **Faculty of
Geographical and Geological
Sciences:**

IX - Physical and general economic
geography. Biogeography.
Environmental formation and
protection. Tourism.

X - Climatology. Meteorology.

XI - Hydrography. Hydrology. Water
management. Oceanography.

XII - Geomorphology. Geology.
Paleogeography.

GB - Book collection of the Library of
the Institute of Geology.

Departments dedicated mainly to
students of the **Department of Social
and Economic Geography and Spatial
Management:**

XIII - Geography of settlement and
population. Geography of cities and
settlements. Urban planning.

XIV - Geography of mineral resources.

XV - Geography of industry.

XVI - Geography of transportation and
communication. Geography of services.

XVII - Geography of agriculture.

Geography of soils.

XVIII - Spatial planning and
regionalization.

XIX - Physical and economic geography
of the world.

EBSCO

An active library account provides access to EBSCO's multi-search engine, which is the most convenient tool for finding scientific publications. EBSCO allows you to search multiple reputable databases at the same time, increasing your chances of finding a relevant article or book.

EBSCO

You log in to EBSCO as you would to a library account - using your student e-mail address and the password you set earlier.

If necessary, ask a librarian - we will provide you with assistance in logging into EBSCO and in searching for publications.

EBSCO DIRECT LINK

The list of all available databases

